



GROUND FLOOR  
APPROX. FLOOR  
AREA 111.6 SQ.M.  
(1201 SQ.FT.)



1ST FLOOR  
APPROX. FLOOR  
AREA 70.3 SQ.M.  
(757 SQ.FT.)

TOTAL APPROX. FLOOR AREA 181.9 SQ.M. (1958 SQ.FT.)

Whilst every attempt has been made to ensure the accuracy of the floor plan contained here, measurements of doors, windows, rooms and any other items are approximate and no responsibility is taken for any error, omission, or mis-statement. This plan is for illustrative purposes only and should be used as such by any prospective purchaser. The services, systems and appliances shown have not been tested and no guarantee as to their operability or efficiency can be given.  
Made with Metropix 62008


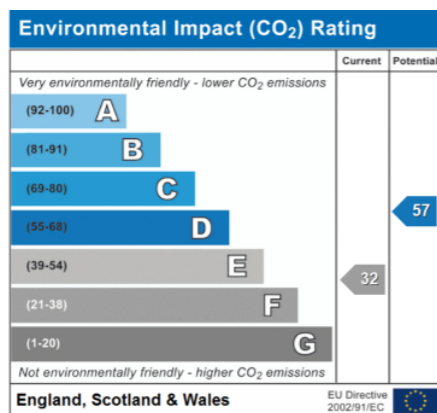
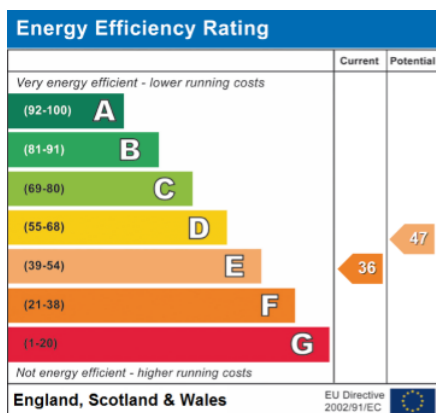


Move Hub

8 Mulberry Place, Pinnell Road, Eltham, London, SE9


020 8859 1700

info@movehub.co.uk



Meadow Lane, Hemingford Grey, PE28

Asking price of £599,995 Freehold






# Meadow Lane, Hemingford Grey, PE28

Asking price of £599,995 Freehold

- Detached Home
- Popular Location
- 3 Reception Rooms
- Utility & Cloakroom
- 5 Bedrooms
- En-Suite To Master
- Enclosed Rear Garden
- Double Garage & Driveway



Situated in one of the most desirable locations in the sought after village of Hemingford Grey this substantial detached property is located on a particularly generous plot. Spacious accommodation comprising lounge, dining room, family room, Kitchen/breakfast room, utility room, 5 double bedrooms, en-suite & family bathroom. Early viewing highly recommended.

